

STEP 3:


1) [Body Paragraph Sample](#) - Handout

3) **Essay Outline: Body Paragraphs**

(fill in Topic Sentences and Quotations. This outline is pasted into your Student-Teacher Conference doc)

[4+ Level Essay Exemplar](#)

Start your Draft Outline on your Conference Doc




STEP 4:

1) **Getting Behind Your Quotation: Making your Analysis Stronger:**

2) [Handout](#)

3) **Essay Outline: Body Paragraphs**


(fill in 3 points for each body paragraph and analysis)



STEP 5:

1) Fill in the Outline for your **Introduction** *(underneath the body paragraph organizers)*

2) Fill in the Outline for your **Conclusion** *(underneath the Introduction Paragraph organizer)*



STEP 6:

Starting your Rough Draft for your chosen body paragraph (i.e. either body paragraph 2 or 3) including:

1) [Using Transition Words](#)

2) [Integrating Quotations](#)

3) [Embedded Referencing](#)



STEP 2:

1) **Self-Check: Defining the Elusive Thesis Statement**

2) [Overview of Literary Essay Structure](#)

3) Complete **Part 3 and Part 4** on your Conference Doc



ENG 3U

Literary Essay Road Map

BOOK CLUB NOVEL

- Your Task:** To plan and write a literary essay on a topic inspired by your Book Club novel
- You will complete the FULL OUTLINE for your essay
 - You will write the INTRODUCTION PARAGRAPH, ONE BODY PARAGRAPH and your CONCLUSION as full paragraphs
 - Double-space the Intro, Full Body Paragraph, and Conclusion (not the outline)
 - 12 Times New Roman Font
 - 1" margins
 - **1000 words maximum word count**

ESSAY FORMAT EXAMPLES

Consider the following writing variables

Purpose: To develop and explore a **topic** from your novel

Audience: An **educated reader** who has read the novel

Tone: Formal and serious

Mood: Thoughtful

Language: Formal


RUBRIC

Final Essay Submission to [Turn It In](#): May 19th (May 20 for

STEP 7:

Format your essay properly (see ESSAY FORMAT EXAMPLES in the middle block)

& [Works Cited Page](#)



STEP 1:

1) Review this [Theme Presentation](#)

2) Make a copy of the [Student-Teacher Conference Doc](#) and complete **Part 1 and 2** on the Doc



STEP 8:

Editing & Revising:

Ratios: A good essay should have around **15% Plot Summary**, **65% Analysis**, and **20% Quotations**. If you were to highlight your draft for these elements, would you achieve these ratios?

Syntax: Consider your [SYNTAX](#) as you write!

Editing Checklist: Use [this checklist](#) to make sure you've covered everything!



IEP/ELL) at 5:00 p.m.

Template design by [Genevieve Pacada](#)